



Operation Manual Visorganizer Nr. 2

Land Rover Defender II

Thank you for choosing a TryLand UG product! We are confident that you will be satisfied with the excellent performance of our products, made with advanced technology and high quality materials.

The item purchased is a product of:

TryLand UG

Molzener Straße 1 / 29525 Uelzen

Telefon: +49 (0)581 97393646

E-Mail: info@tryland.de

INHALT:

- 1.**S02** GENERAL
- 2.**S02** SECURITY INFORMATION
- 2.**S03** ADDITIONAL INFORMATION
- 2.**S04** SAFETY INSTRUCTIONS
- 4.**S05** TECHNICAL SPECIFICATIONS
- 5.**S06** MARKING and MATERIAL
- 6.**S06-9** DESCRIPTION
- 7.**S10** OPERATING TEMPERATURE
- 8.**S10** STORAGE, TRANSPORTATION AND CARE STORAGE
- 9.**S10** CLEANING
- 10.**S11** LIFESPAN AND REPLACEMENT
- 11.**S12** DISCARD
- 12.**S12** REVIEW / PERIODIC REVIEW
- 13.**S12** REPAIRS/MODIFICATIONS

GENERAL:

This information is for your safety. Please read the entire user manual before using the TryLand product for the first time.

The following symbols are used for identification in the instructions for use:



The items marked with this symbol indicate a high risk or a high-risk situation which can immediately lead to death or serious physical injury.



At the positions marked with this symbol there is a possibility of a hazard that can endanger people / material.



This symbol is used when special instructions need to be observed or when tips on use and/or particularly useful information are given.



SAFETY INFORMATION:

At this point we would like to expressly point out that the user of this product must carry out a risk assessment before using it.

This risk assessment enables the user to determine what risk he has to reckon with during his operations. The actual risk results from the extent to which various hazards are likely in relation to the severity of the consequences for the user from such exposure. The risk assessment created in this way is the basis for the selection and application of an appropriate use of the TryLand product.



Danger

APPLICATION, SAFETY, LIFESPAN, STORAGE AND CARE

These instructions for use contain important information on the proper use of our TryLand product.

This documentation must be made available to the user by the reseller in the language of the country of destination and must be kept with the equipment throughout its period of use.

APPLICATION NOTES

The following application instructions must be read carefully and observed. This specially manufactured product does not release personal risk assessment when using it.

Errors and carelessness can result in serious injury or even death. The right choice of equipment requires experience and may need to be determined by means of a risk analysis. The user should be aware that in the event of an unsuitable physical and/or mental condition, impairments of safety can occur in normal and emergency situations. The manufacturer declines all liability in the event of misuse and/or misapplication. In all cases, the responsibility and the risk are borne by the users or those responsible.

For the use of this product, we recommend observing the relevant national regulations. Before using the TryLand products, the user must ensure that the respective TryLand product is used in accordance with its intended purpose.

The national and local safety regulations as well as the industry-specific accident prevention regulations must be observed. The use of the TryLand product does not release the user from personal risk and personal responsibility.

Only use TryLand products as intended – they must not be modified!



Danger

Every user who uses these products is personally responsible for learning the correct application and technique. Each user assumes and fully accepts all responsibility and all risks for all damages and injuries of any kind, which result during and through the use of the product. Manufacturers and specialist retailers accept no liability in the event of misuse and improper use and/or handling. These guidelines are helpful for the correct use of this product. However, since not all misuses can be listed, it never replaces your own knowledge, training, experience and personal responsibility.

Before using the respective TryLand product, the user must inform himself about the possibilities of safe and effective use. Users must be informed about hazards, how to avoid hazards, and how to use them safely.



Attention

SAFETY INSTRUCTIONS

If this product is combined with other items from other manufacturers, there is a risk of mutual impairment of the safety of use.

If original components of the product are changed or removed, the safety properties can be reduced. The equipment should not be modified in any way that is not recommended in writing by the manufacturer or adapted to accommodate attachments.

Before and after use, the product must be checked for any damage, the usable condition and correct functioning must be ensured. The product must be discarded immediately if there is even the slightest doubt as to its safety for use.

Danger! The products must not be exposed to any damaging influences. This includes contact with caustic and aggressive substances (e.g. acids, alkalis, soldering fluid, oils, cleaning agents), as well as extreme temperatures and flying sparks or flames. Sharp edges, moisture/osmosis and, in particular, icing can also severely impair the strength of textile products.

Description of the product

Visorganizer No. 2 Land Rover Defender II



The "Visorganizer No. 2" is a mounting platform for the sun visor of any car, designed to hold small items of equipment. The front of the "Visorganizer" consists of several hook-and-loop strips for attaching hook-and-loop pouches. A MOLLE system is integrated between these strips. On the back of the "Visorganizer" is a cutout that allows access to the mirror mounted in the sun visor. To the left and right of this cutout are hook-and-loop panels for attaching pen or coin holders. These holders can be attached to any of the hook-and-loop panels on the Visorganizer No. 2.

Technical specifications:

Dimensions Visorganizer No. 2

Visorganizer No.2: 290mm x 400mm

Weight Visorganizer No. 2

Visorganizer No.2 : 108g

Material

100% Polyamid 6.6 Original Cordura



30 % Polyester in Form der Klettbänder




PVC in Form von Rubberpatch



Viskose in Form von Web-Logo



Description Visorganizer No. 2 Part 1

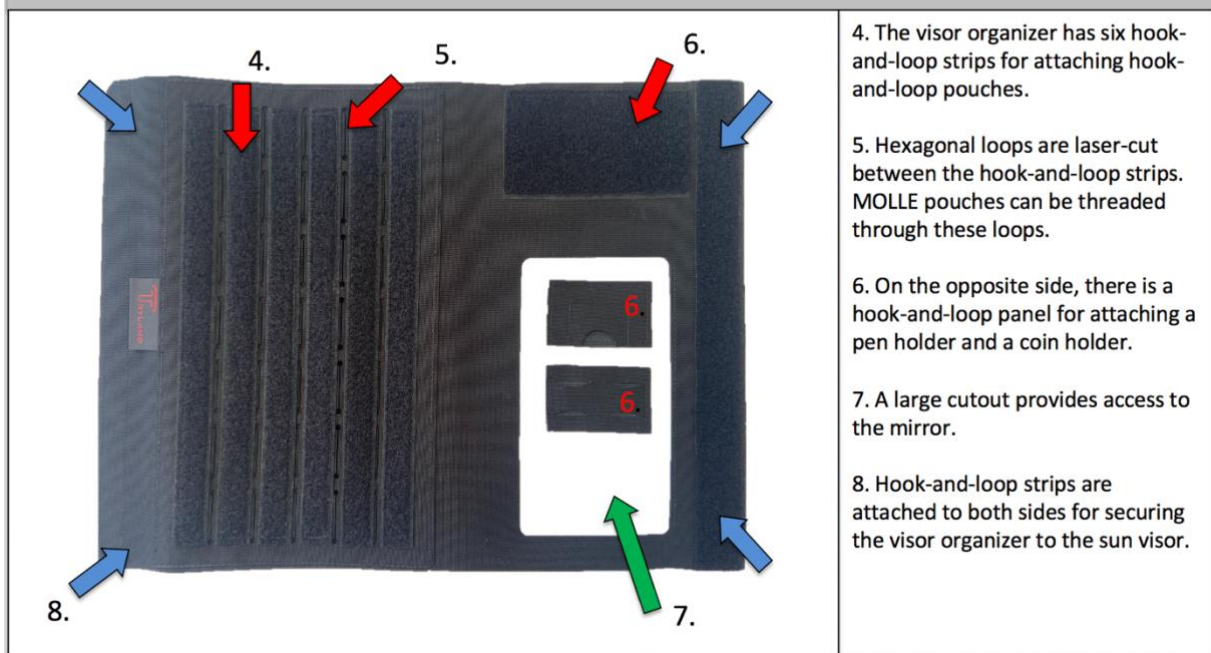


1. Visorganizer main unit
2. Pen holder
3. Coin holder



Make sure that all seams and edges are closed or not broken. Fraying of the edges of the product is normal. You can easily remedy this with a flame from a lighter by running the flame briefly over the exposed polyamide fibers.

Description Visorganizer No. 2 Part 2



- 4. The visor organizer has six hook-and-loop strips for attaching hook-and-loop pouches.
- 5. Hexagonal loops are laser-cut between the hook-and-loop strips. MOLLE pouches can be threaded through these loops.
- 6. On the opposite side, there is a hook-and-loop panel for attaching a pen holder and a coin holder.
- 7. A large cutout provides access to the mirror.
- 8. Hook-and-loop strips are attached to both sides for securing the visor organizer to the sun visor.



Attention

When using the Visorganizer No.2, care must be taken to ensure that the forces acting and other uses do not lead to uncontrolled movements. Furthermore, the fastenings and connections of additional bags should be free of dirt, adhesion or other contamination as well as overloading. Fastening must be carried out in such a way that the connection cannot be loosened by being thrown, impacted or other hazards.

Description Visorganizer No. 2 Part 3



9. The "Visual Organizer No. 2" is attached by connecting the two Velcro strips on the left and right. The Visual Organizer is then slid between the sun visor and the vehicle headliner (green arrow).



INFO

Make sure that the connections are made as shown in the description. The size and weight of the equipment to be held by the Visorganizer No.2 must be chosen so that the complete equipment can be held. This applies in particular to movements and centrifugal forces that affect the equipment and the Visorganizer No.2.

Description Visorganizer No. 2 Part 4



10. Visor organizer no. 2 is clipped onto the inside of the vehicle registration holder on the mirror. The vehicle registration holder can still be used.

Description Visorganizer No. 2 Part 5



11. The MOLLE hook-and-loop panel can now be equipped with additional pouches. Further pouches for a wide variety of applications can be found in our pouch range at www.TryLand.de

Description Visorganizer No. 2 Part 6



12. Here are various equipment options for the Visorganizer No. 2 with additional pockets from our program.

OPERATING TEMPERATURE

The long-term use temperature of the product ranges from approx. -30°C to +50°C. Icing can reduce strength.

STORAGE, TRANSPORTATION AND CARE STORAGE

Store cool, dry and protected from daylight. No contact with chemicals (caution: battery acid!). Store without mechanical crushing, compressive or tensile stress.




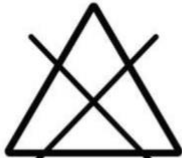

The product must be protected from extreme dirt and mechanical damage.

CLEANING

Clean soiled products in lukewarm water max. 30 degrees (if necessary with neutral soap). Rinse well. Dry at room temperature, never in tumble dryers or near radiators!

Commercial non-halogen disinfectants can be used if necessary. It may be necessary to lubricate joints, if any, of metal parts after cleaning to be free of oil.

Cleaning

    	<ol style="list-style-type: none">1. Wash Visorganizer No. 2 only at temperatures up to 30 degrees Celsius.2. Do not tumble dry Visorganizer No. 2.3. Do not iron or smooth Visorganizer No. 1.4. Do not bleach or treat Visorganizer No. 2 with other chemicals.5. Dry Visorganizer No. 2 gently.
--	--

nicht bügeln

nicht bleichen

schonend trocknen

LIFESPAN AND REPLACEMENT

The service life of the product essentially depends on the type and frequency of use as well as on external influences. Products made from man-made fibers (polyamide, polyester, Dyneema®, aramid, nylon) are subject to a certain amount of aging even when not in use, which is particularly dependent on the intensity of ultraviolet radiation and climatic environmental influences.

The maximum service life under optimal storage conditions (see point storage) and without use is 8 years. With normal use and in compliance with the instructions for use in the instructions for use, the maximum realistic period of use is 8 years.

FREQUENT OR EXTREME USE / FALLING

In the event of wear and tear, the products must always be replaced, e.g. B. webbing edges are damaged or fibers have been pulled out of the webbing, damage/abrasion of the seams can be observed or there has been contact with chemicals. Attention must be paid to sharp burrs or signs of corrosion on metal fittings. Repairs may only be carried out in accordance with the procedure specified by the manufacturer. In the case of extreme use (extreme signs of wear and tear), in the event of damage, the product must be withdrawn from use immediately and taken to a competent person or the manufacturer for inspection with written confirmation and/or for repair/replacement, if necessary.

Repairs may only be carried out in accordance with the manufacturer's specified procedures and certified personnel/dealers.

DISCARD:

In the event of damage to load-bearing components that are essential for safety, such as e.g. B. Ropes, straps and seams (tears, cuts, other) in the event of damage to plastic and/or metal fittings under stress from falling or heavy loads at the end of its service life if it is more than 8 years (unused storage), 4-6 years (normal use), 2 years (use in the diving area) old and made of plastic or textile or contains plastic or textile components if the product no longer appears safe or reliable if the product is obsolete and no longer meets technical standards (changes in legal provisions, standards and technical regulations, incompatibility with other equipment, etc.)

if the previous/usage history is unknown or incomplete

if the instructions for use of the product are missing

If the visual inspection by the user or the expert revealed any objections or if the shelf life has expired, this product can no longer be used. Separation must be carried out in such a way that reuse in operations can be ruled out with certainty.

EXAMINATION:

Before use, the product must be visually inspected. In doing so, attention must be paid to integrity and cleanliness, as well as to the condition of the seam. After exceeding the above service life, the product must be withdrawn from further use.



INFO

- PERIODIC REVIEW

- The product must be subjected to a visual and functional test at least once a year. This inspection must cover damage and wear and tear.



INFO

- REPAIRS/MODIFICATIONS

- Repairs, changes or additions to the product may only be carried out by the manufacturer and/or certified personnel or by test centers.



TryLand UG

Molzener Straße 1

29525 Uelzen Deutschland

fon: +49 (0) 581 97393646

mail: info@tryland.de

www.tryland.de

USt-IdNr.: DE330079877

eingetragen im Handelsregister des Amtsgerichtes Lüneburg

Handelsregisternummer HRB 208771

22.04.2020

All illustrations are exemplary! Images may represent schemes and do not necessarily correspond to the actual products. Colors and features may vary.

TryLand UG reserves the right to make changes to equipment, configuration and availability. All values are approximate and may vary.

These operating instructions do NOT release the user from the obligation to comply with occupational safety measures and to carry out a risk assessment!

TryLand UG